



**TIER 4  
PRODUCT  
GUIDE**


Australia | New Zealand | New Caledonia

**KOMATSU**  
*Driven by your success*

# KEY TIER 4 ENGINE

## TIER 4 FINAL PLATFORM

- Komatsu has built upon its proven Tier 3 and Tier 4 Interim engine platform technology, with improvements in passive regeneration, turbo response and SCR Technology to meet Tier 4 Final requirements.
- Komatsu engines are designed to integrate the KDPF for long-term reliability and life of both the engine and the KDPF.
- KDPF does not interfere with daily operations, but keeps the operator aware of engine status.
- SCR is integrated into a comprehensive Komatsu-engineered aftertreatment system which includes control software for optimal fluid injection timing & amount to reduce NOx.
- Komatsu leveraged its leadership in hydraulic technology to develop hydraulically actuated EGR and KVGT for robust and accurate components.
- Maintenance of Tier 4 Final engines is made easier by improved monitor panels and having machines designed around the Tier 4 engine for easy serviceability.
- KOMTRAX® provides details of KDPF condition, AdBlue®/DEF consumption and machine health to allow for easy monitoring and quick action.



## KOMATSU TIER 4 FINAL COMPONENTS AND BENEFITS

- COOLED EXHAUST GAS RECIRCULATION (EGR) ①**
  - Reduces NOx emissions
  - Komatsu EGR uses hydraulic actuators for robust operation and fine control regardless of KDPF back pressure
- VARIABLE GEOMETRY TURBOCHARGER (VGT) ②**
  - Controls airflow rate to raise exhaust temperature during active regeneration
  - Raises boost pressure at low speeds for quick response
  - Hydraulically actuated for precise and reliable operation
- KOMATSU DIESEL PARTICULATE FILTER (KDPF) ③**
  - Reduces Particulate Matter or soot
- SELECTIVE CATALYTIC REDUCTION ④**
  - Converts NOx into non-toxic water and nitrogen
  - Improves fuel economy and lowers total fluid costs
- KOMATSU DIESEL OXIDATION CATALYST - ONLY FOR PC78UU-10, PC88MR-10, PC138US-11 AND PC170LC-11**
  - Simple and high efficiency diesel oxidation catalyst
  - System enables to eliminate the need of the PM regeneration and to simplify the engine control system
- COMBUSTION SYSTEM OPTIMISATION**
  - Reduces engine output of PM by using higher common rail fuel injection pressure, and optimising injection system parameters and combustion chamber shape.
  - Advanced engineering improves fuel consumption while lowering PM.
- CLOSED CRANKCASE VENTILATION (CCV)**
  - Feeds blow by gas into the air intake after passing it through a CCV filter.
  - Reduces environmental impact.
- CUTTING EDGE ELECTRONIC CONTROL SYSTEM**
  - Carries out many tasks such as controlling air flow rate, EGR gas flow rate, fuel injection parameters, and after treatment function through intelligent software.
  - Seamless operation.

## KOMPLIMENTARY MAINTENANCE PROGRAM

Every Komatsu Tier 4 Final machine comes standard with Komatsu Complimentary Maintenance providing scheduled maintenance for the first 2,000 hours or 3 years, and 1 Complimentary KDPF exchange within the first 4,500 hours. SCR components are also covered by Complimentary Maintenance.



PEACE OF MIND...

3 YEARS | 2000 HOURS

# KEY TIER 4 IMPROVEMENTS AND FEATURES

## IMPROVED FUEL EFFICIENCY

- Re-developed engine, hydraulics and electrical systems to lower fuel consumption
- Komatsu designed components maximising performance at low RPM
- Operating modes suitable for all applications and attachments
- Automatic shutdown following extended idle
- Operator guidance to promote fuel saving operation

## FIRST CLASS OPERATOR COMFORT & SAFETY

- Newly designed, spacious operator cab with excellent visibility
- Integrated ROPS cabin with Falling Object Protection (FOPS / OPG)
- Improved ergonomics and adjustable controls for increased productivity
- Upgraded monitor panel with additional operator information and enhanced diagnostics
- Extra features to promote operational and site safety



## SIMPLIFIED MAINTENANCE

- Centralised service points
- Safe and easy access to maintenance locations from ground level or enclosed platforms
- Improved cooling capacity
- Hydraulically driven fans with reverse functionality (limited models)
- Standard battery isolation

## ENVIRONMENTALLY FRIENDLY

- Compliant with the latest Tier 4 engine emissions standards
- Reduced NOx emissions
- Low noise

## KOMTRAX

- State of the art remote monitoring system
- Equipment management support to improve machine productivity
- Energy saving operation report to easily view working life and efficiency of machine
- Upgraded system includes improved interface, interactivity with Google Maps, enhanced search functionality and advanced jobsite management
- Latest technology includes KDPF & DEF monitoring and Operator ID function



# EXCAVATORS

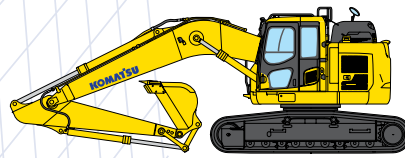
**Komatsu hydraulic excavators are world class excavators built to deliver maximum productivity & machine efficiency.**

Powerful, quick and precise, Komatsu excavators produce fast cycle times, excellent lift capacities and effortless multifunction operation. The Komatsu designed and manufactured engine and hydraulic system work harmoniously to provide optimum output for minimal work, creating an extremely fuel efficient and environmentally friendly machine. Versatility and further efficiencies are demonstrated through a variety of working modes that enable the operator to tailor the performance of the excavator to the application.

Komatsu hydraulic excavators employ extensive use of high strength castings for superior durability and reliability and offer a safe and ergonomic working environment for both operators and maintenance personnel.

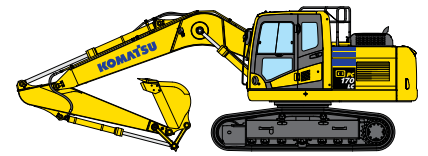
## COMING SOON!

**PC700LC-II, HB365LC-3 & HB215LC-3**



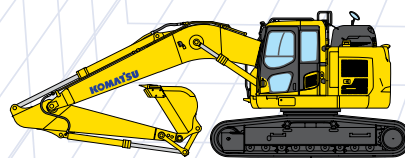
### PCI38US-II

<b>WEIGHT</b>	14,030 – 14,380 kg
<b>BUCKET</b>	0.21 – 0.53 m <sup>3</sup>



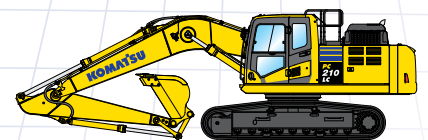
### PCI70LC-II

<b>WEIGHT</b>	17,700 – 18,375 kg
<b>BUCKET</b>	0.34 – 0.77 m <sup>3</sup>




### PC228US/LC-II

<b>WEIGHT</b>	23,885 – 24,670 kg
<b>BUCKET</b>	0.39 – 0.97 m <sup>3</sup>




### PC210/LC-II

<b>WEIGHT</b>	22,405 – 23,830 kg
<b>BUCKET</b>	0.39 – 0.97 m <sup>3</sup>



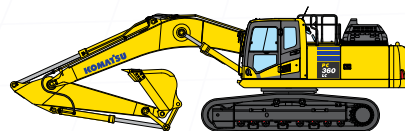
### PC240LC-II

<b>WEIGHT</b>	25,245 – 26,105 kg
<b>BUCKET</b>	0.43 – 1.08 m <sup>3</sup>



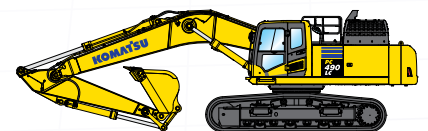
### PC290LC-II

<b>WEIGHT</b>	30,115 – 31,485 kg
<b>BUCKET</b>	0.43 – 1.39 m <sup>3</sup>



### PC360LC-II

<b>WEIGHT</b>	35,560 – 37,045 kg
<b>BUCKET</b>	0.53 – 1.8 m <sup>3</sup>

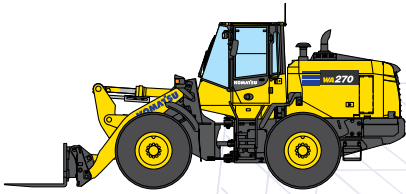


### PC490LC-II

<b>WEIGHT</b>	47,890 – 49,680 kg
<b>BUCKET</b>	1.45 – 2.7 m <sup>3</sup>

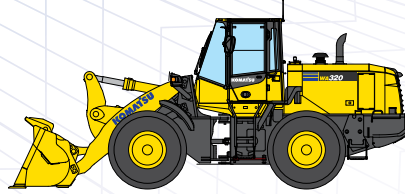


# WHEEL LOADERS



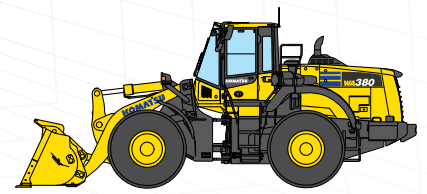
## WA270-8

<b>WEIGHT</b>	12,795 – 13,190 kg
<b>BUCKET</b>	1.9 – 2.7 m <sup>3</sup>



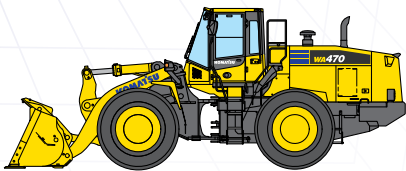
## WA320-8

<b>WEIGHT</b>	15,480 – 15,870 kg
<b>BUCKET</b>	2.3 - 3.2 m <sup>3</sup>




## WA380-8

<b>WEIGHT</b>	18,385 – 19,020 kg
<b>BUCKET</b>	2.7 – 3.6 m <sup>3</sup>



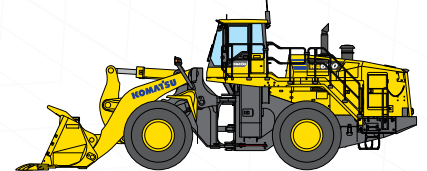
## WA470-8

<b>WEIGHT</b>	24,350 – 25,210 kg
<b>BUCKET</b>	3.8 – 4.65 m <sup>3</sup>



## WA500-8/YL

<b>WEIGHT</b>	36,290 – 38,125 kg
<b>BUCKET</b>	4.5 – 7.0m <sup>3</sup>



## WA600-8/LC

<b>WEIGHT</b>	55,400 – 57,460 kg
<b>BUCKET</b>	6.4 - 7.8 m <sup>3</sup>

### WHEEL LOADERS

**Confidence, versatility & exceptional performance is what operators get from the perfect balance between power, comfort and reliability.**

Using innovative Hydrostatic or Powershift drive train technology, Komatsu loaders are built with quality and built to last, satisfying the production demands in some of the toughest environments. Take a closer look and you'll see Komatsu wheel loaders are setting new standards in the quarry, construction and mining applications.

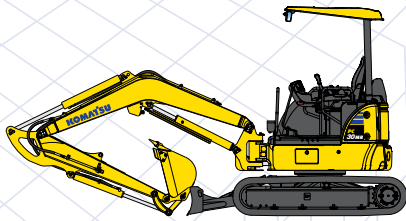
# COMING SOON!

## WA200-8

“Take a closer look and you'll see Komatsu wheel loaders are setting new standards in the quarry...”

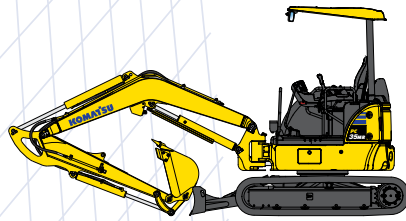


# UTILITY & TRUCKS



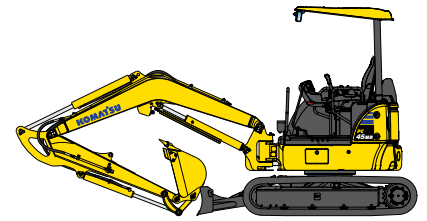
## PC30MR-5

<b>WEIGHT</b>	3,150 – 3,300 kg
<b>BUCKET</b>	0.035 – 0.11 m <sup>3</sup>



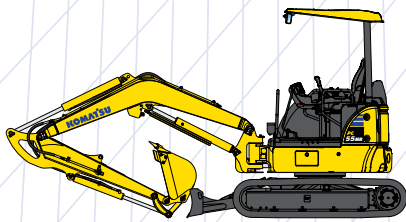
## PC35MR-5

<b>WEIGHT</b>	3,620 – 3,770 kg
<b>BUCKET</b>	0.044 – 0.13 m <sup>3</sup>



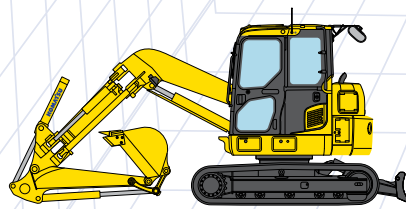
## PC45MR-5

<b>WEIGHT</b>	4,860 – 4,980 kg
<b>BUCKET</b>	0.055 – 0.16 m <sup>3</sup>



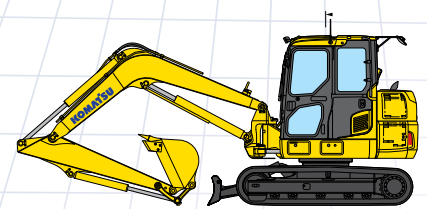
## PC55MR-5

<b>WEIGHT</b>	5,140 – 5,260 kg
<b>BUCKET</b>	0.055 – 0.18 m <sup>3</sup>



## PC78UU-10

<b>WEIGHT</b>	7,845 – 7,960 kg
<b>BUCKET</b>	0.09 – 0.28 m <sup>3</sup>



## PC88MR-10

<b>WEIGHT</b>	8,500 – 8,750 kg
<b>BUCKET</b>	0.09 – 0.34 m <sup>3</sup>

### UTILITY


**Komatsu mini hydraulic excavators are world class excavators built with the highest quality materials and superior craftsmanship.**

They can be used in a variety of ways, such as pipe-laying work, architectural foundation, road construction, demolition and Government utilities work. For use in confined spaces Komatsu offers models with a short swing radius.



## HD405-8

<b>MAX PAYLOAD</b>	40,000 kg
<b>BODY CAPACITY</b>	24 m <sup>3</sup>



## HD605-8

<b>MAX PAYLOAD</b>	63,000 kg
<b>BODY CAPACITY</b>	40 m <sup>3</sup>

### TRUCKS

**First-class comfort & safety are standard on any Komatsu dump truck.**

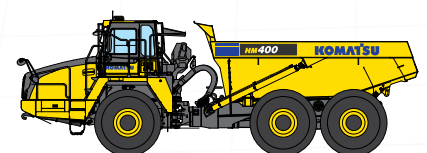
Leading the way in innovative suspension, transmission and electric drive technologies, Komatsu Articulated and Rigid dump trucks are the solution to your hauling needs.

Built around a powerful Komatsu Engine, with heavy duty Chassis, Transmissions and Axles, these machines are designed to handle the gruelling daily stresses of Quarries, Mines and Construction sites for maximum reliability.



## HM300-5

<b>MAX PAYLOAD</b>	28,000 kg
<b>BODY CAPACITY</b>	17.1 m <sup>3</sup>

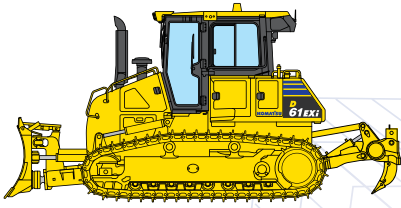


## HM400-5

<b>MAX PAYLOAD</b>	40,000 kg
<b>BODY CAPACITY</b>	24 m <sup>3</sup>

# DOZERS & GRADERS

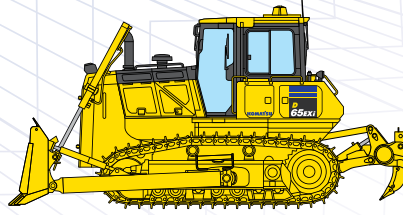
# KOMATSU



## D61EXi-24

<b>WEIGHT</b>	19,647 kg
<b>BLADE CAPACITY</b>	3.37 m <sup>3</sup>

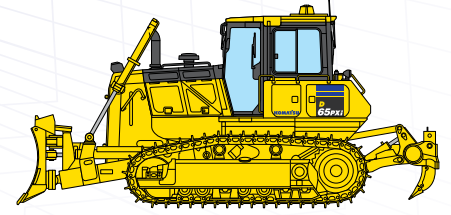
COMING SOON EX-24, PX-24



## D65EXi-18

<b>WEIGHT</b>	23,373 kg
<b>BLADE CAPACITY</b>	5.6 m <sup>3</sup>


COMING SOON EX-18 Sigma, WX-18 PAT



## D65PXi-18

<b>WEIGHT</b>	24,293 kg
<b>BLADE CAPACITY</b>	4.4 m <sup>3</sup>


COMING SOON PX-18 Swamp, EX-18PAT



## D85EXi-18


<b>WEIGHT</b>	33,090 kg
<b>BLADE CAPACITY</b>	7.2 m <sup>3</sup>

COMING SOON EX-18



## D85PXi-18

<b>WEIGHT</b>	29,520 kg
<b>BLADE CAPACITY</b>	5.9 m <sup>3</sup>



## DI55AXi-8

<b>WEIGHT</b>	41,100 kg
<b>BLADE CAPACITY</b>	9.4 m <sup>3</sup>

COMING SOON AX-8

### DOZERS

Komatsu engineered the Crawler Dozers for high performance, productivity and long life. For the most demanding work and the aim to give a long life to the machine, high-strength steel casting has been used to target high stress areas to replace welding implications.

Komatsu has provided extended undercarriage life and maintenance costs by implementing a Parallel Link Undercarriage System, eliminating mid-life bushing turns where on an average machine will be prominent.

### GRADERS

The road to success is built with a Komatsu motor grader. The grader operator is generally the most experienced and skilled operator on the jobsite.

The unique features on Komatsu graders ensure three things; First, they make the respectable operator better with precise, excavator style hydraulics and no thoughts about ever causing the engine to stall; Second, the Dantotsu unique – Unrivalled dual mode transmission makes it much easier for inexperienced operators to improve their technique and improve quickly; Lastly, the hydraulics integrate extremely well with the latest grade control systems for precision operation.



## GD655-6

<b>WEIGHT</b>	18,900 kg
<b>BLADE LENGTH</b>	4.2 m



# 37,965



KOMATSU **TIER 4 FINAL**  
MACHINES IN THE FIELD  
AND COUNTING

# 27,149,273



KOMATSU **TIER 4 FINAL**  
MACHINE HOURS

## FOR MORE INFORMATION

Australia 1300 566 2878 | [www.komatsu.com.au](http://www.komatsu.com.au)

New Zealand 1300 566 2878 | [www.komatsu.co.nz](http://www.komatsu.co.nz)

New Caledonia 43 53 06

# KOMATSU

*Driven by your success*