

KOMATSU

D61EX-24 / D61EXi-24 D61PX-24 / D61PXi-24

intelligent / 2.0
MACHINE CONTROL

EPA Tier 4 Final Engine
Australia & New Zealand Specifications



Photo may include optional equipment.

Crawler dozer

NET Horsepower (standard model)

125 kW @ 2200 rpm
168 HP @ 2200 rpm

Operating weight range

D61EX-24: 18540 kg
D61PX-24: 19480 kg

Blade capacity

D61EX-24: 3.4 m³
D61PX-24: 3.8 m³

NET Horsepower (iMC model)

125 kW @ 2200 rpm
168 HP @ 2200 rpm

Operating weight range

D61EXi-24: 18640 kg
D61PXi-24: 19580 kg

Blade capacity

D61EXi-24: 3.4 m³
D61PXi-24: 3.8 m³

Walk-around

NET Horsepower (identical for iMC model)

125 kW @ 2200 rpm

168 HP @ 2200 rpm

Blade capacity (identical for iMC model)

D61EX-24: 3.4 m³

D61PX-24: 3.8 m³

Operating weight

D61EX-24: 18540 kg

D61PX-24: 19480 kg

D61EXi-24: 18640 kg

D61PXi-24: 19580 kg



Outstanding productivity and workability

KOMPLIMENTARY MAINTENANCE

Hydrostatic Transmission (HST):

Grading and pushing applications are improved by greater control and consistent power delivery.

Powerful engine and large capacity PAT blade:

The D61EXi/PXi-24 offers the most horsepower in its class and large capacity PAT blade to increase productivity on the jobsite.



Ecology features

- NEW** • Komatsu's new emission regulations-compliant engine
- Auto idle shutdown function
- NEW** • Auto-decelerator
- NEW** • Auto E mode

Productivity and workability features

- NEW** • Great production due to engine power-up and large-capacity PAT blade
- Excellent blade visibility due to super-slant nose design
- HST control system
- Hydraulically-driven cooling fan
- NEW** • Additional selectable working mode H mode* (High engine idle speed mode)
*H mode is installed to only North American specification
- NEW** • PAT dozer with adjustable pitch
Steering speed increase
- NEW** • Enhanced steering and working mode

Controllability features

- Palm Command Control System (PCCS)
- HST with electrical control

Working environment

- Integrated ROPS (ISO 3471) cab
- Rear view monitor system
- NEW** • Operator presence sensing system
- NEW** • Bluetooth® radio with USB port
- NEW** • LED lights

Reliability and maintenance features

- Parallel Link Undercarriage System (PLUS)
- Hydraulically-driven swing-up fan
- NEW** • Easy greasing of equaliser bar side pin
- NEW** • Easy sampling

Information and communication technology (ICT)

- Large multi-lingual high resolution Liquid Crystal Display (LCD) monitor
- Multi-monitor with troubleshooting function to minimise down time
- Energy Saving Operation Ecological operation report for assistance

Komplimentary maintenance and KOMTRAX®


Ecology features

Komatsu new engine technologies

Komatsu's New Emission Regulations-compliant Engine

U.S. EPA Tier 4 Final and EU Stage V emissions require the reduction of NOx emissions. In addition to refining the Tier 4 Interim technologies, Komatsu developed a new Selective Catalytic Reduction (SCR) device in-house.

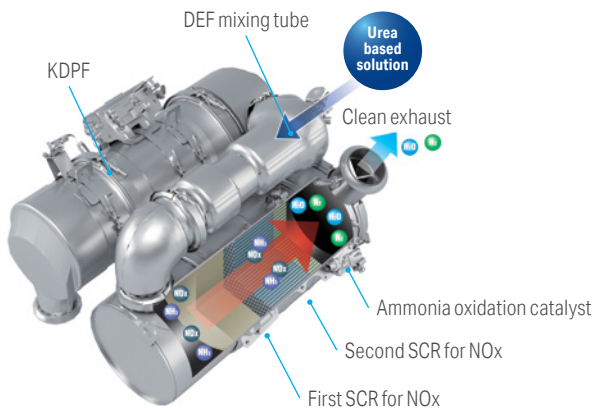
- ① Variable Geometry Turbocharger (VGT)
- ② SCR
- ③ Komatsu Diesel Particulate Filter (KDPF)
- ④ Exhaust Gas Recirculation (EGR) Cooler



Technologies applied to new engine

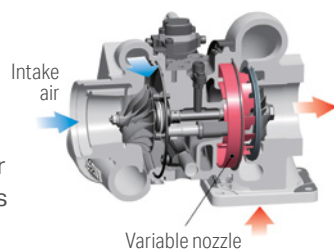
Heavy-duty aftertreatment system

This new system combines a Komatsu Diesel Particulate Filter (KDPF) and Selective Catalytic Reduction (SCR). The SCR NOx reduction system injects the correct amount of Diesel Exhaust Fluid (DEF) at the proper rate, thereby decomposing NOx into non-toxic water vapour (H2O) and nitrogen gas (N2).



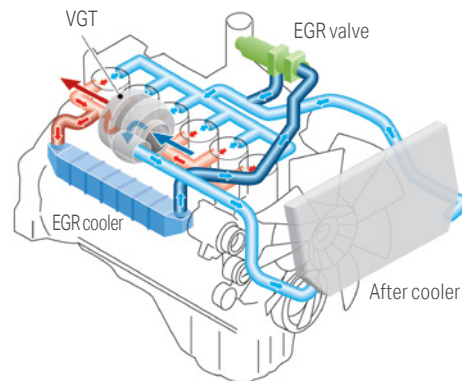
VGT system

The VGT system features Komatsu-original hydraulic technology for variable control of air-flow. The VGT supplies optimal air according to load conditions and the upgraded version features improved exhaust temperature management.



Heavy-duty cooled EGR system

The system recirculates a portion of exhaust gas into the air intake and lowers combustion temperatures, thereby reducing NOx emissions. Furthermore, while EGR gas flow is increased, by incorporating a high-efficiency and compactly designed cooling system, the system achieves a dynamic reduction of NOx, while helping reduce fuel consumption.

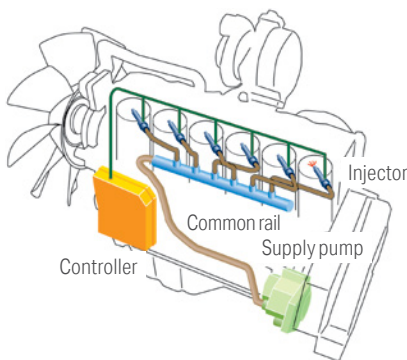


Electronic control system

The electronic control system performs high-speed processing of all signals from sensors installed in the vehicle and engine to ensure total control of the equipment under all conditions. Engine condition information is displayed via an on-board network on the monitor inside the cab, providing necessary information to the operator. Furthermore, managing the KOMTRAX helps customers use this information to engage in appropriate maintenance.

High Pressure Common Rail (HPCR) fuel injection system

The system is designed to achieve an optimal injection of high-pressure fuel by means of computerised control, thereby improving combustion efficiency and reducing Particulate Matter (PM) emissions. Equipped with the auto-decelerator, which automatically decreases the engine speed at the set time after the work equipment or travel lever is set in neutral.




Redesigned combustion chamber at top of piston

The combustion chamber at the top of the piston has a new shape designed to improve combustion and further reduce NOx, PM, fuel consumption and noise.

Komatsu Closed Crankcase Ventilation (KCCV)

The KCCV efficiency is significantly increased from previous models from around 50% efficiency to 95% efficiency.



Selectable working mode

P mode is the mode designed for powerful operation and maximum production. E mode is designed for general dozing applications providing adequate speed and power while saving energy. For CO2 reduction and energy saving, the monitor panel allows the operator to easily switch the working mode, depending on the work at hand.

P mode (Power mode)

With P mode, the engine outputs its full power, allowing the machine to perform the work requiring large production, heavy-load work, and uphill work.

E mode (Economy mode)

With E mode, the engine outputs enough power for the work without delivering unnecessary power. This mode allows for energy saving operation and is suitable for the work on a ground where the machine may cause shoe slip and the work not requiring large power such as downhill dozing, leveling and light-load work.

H mode* (High engine idle speed mode)

*H mode is installed to only North American specification.

The H mode has been added. Compared with the P mode, the engine high idle speed is higher in the H mode. This setting allows subtle changes in load to be detected, which is suitable for power-intensive work.

Auto idle shutdown function

Komatsu auto idle shutdown helps reduce idle time and operating costs.

Auto-decelerator

The auto-decelerator automatically decreases the engine speed after selected period since the work equipment or travel lever return neutral.

Auto E Mode

At light load work, changing to E mode automatically to reduce fuel consumption.

Productivity and workability features

Hydrostatic transmission (HST) control system

The D61EX/PX-24 is equipped with Komatsu-designed HST provides smooth powerful turns. Fully electronic control provides full automatic shifting and enables smooth control. The travel speed can be selected smoothly with the UP/ DOWN switch, and the engine power is maximised in all speed ranges. In addition, a powerful and smooth turn is achieved by controlling the outer track faster and the inner crawler track slower.



Effective work for HST

Grading: Operator can select the optimum vehicle speed.

Pushing: Engine power can be transmitted to the tracks consistently no matter the blade load, operators don't have to select the right gear.

Side cutting: Machine can maintain consistent power to tracks when turning under a load.

Work on soft ground: HST provides smooth control of machine speed without reduction in torque.

Ground speed control: Equipped with 4 speed presets or 20 speed stepless power can be controlled without reducing engine speed.

Production improvement

Equipped with a new SAA6D114E-6 engine whose horsepower is the largest in this class. Combined with the newly designed large-capacity blade, it works high production.

Rated engine horsepower (Net)

125 kW (168 HP)

Steering speed increase

Speeds up the outer crawler when turning, improving maneuverability and turnability.

Enhanced steering mode

FNR shift mode: Allows operator to optimise forward and reverse shifting response speed.

Steering mode: Improved steering performance with operator adjustable turning speed.

Fast mode: Enables the outside track to speed up, while maintaining machine travel speed to improve maneuverability and turning.

Hydraulically driven cooling fan

The engine cooling fan's speed is electronically controlled. The fan speed depends on engine coolant, oil temperatures and the fan will only rotate as fast as is necessary to adequately cool the machine's fluid. This system increases fuel efficiency, reduces the operating noise levels and requires less horsepower than a belt driven fan.

Enhanced blade mode

Blade drop speed mode:

New operator adjustable blade drop response, with added quick drop feature.

Blade tilt mode:

Operator adjustable blade tilt response.

Blade lift mode:

Operator adjustable blade lift response.

Long track-on-ground and oscillating track frame

Long track-on-ground and oscillating track frames improve machine stability and grading/dozing performance.



PAT dozer with adjustable pitch

A power angle power tilt dozer blade with adjustable blade pitch system is available. For the D61EXi/PXi-24. The hydraulic blade tilt and angling function expands versatility and productivity in a variety of applications. The manually adjustable blade pitch further expands the versatility and productivity.



Blade capacity (ISO 9246)

3.4 m³ (EX)

3.8 m³ (PX)



Super-slant nose provides excellent blade visibility

The D61EXi/PXi-24 incorporates Komatsu's super-slant nose design. Komatsu's innovative design provides excellent blade visibility for improved machine control and increased efficiency and productivity.



Controllability features



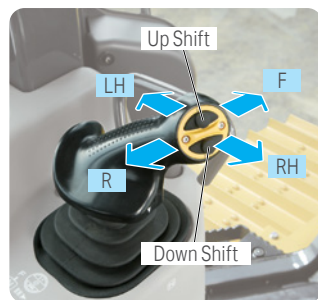
Reverse grade switches.

PCCS levers

Komatsu's ergonomically designed PCCS handles create an operating environment with complete operator control.


PCCS

The low-effort PCCS joystick controls all directional movements including machine travel speed as well as counter-rotation.



Electronic controlled hydraulic system

Electronic controlled palm commanded joystick provides precise blade control, by assistance of controller. New blade angling switch operation provides easier blade control.



Only one pedal (decelerator/brake pedal) to be operated for speed control, during operation

Machine operation becomes simple because brake function has been integrated into the decelerator pedal. Machine travel speed can be controlled using only one pedal. Character of pedal function can be changeable by mode selector switch.

Decelerator mode:

The pedal can decelerate engine revolution and vehicle travel speed. Normally can be used for all applications.

Brake mode:

The pedal can decelerate vehicle travel speed while maintaining high engine speed. This mode can be helpful to maintain work equipment, even when using the decelerates brake pedal.



Working environment

Integrated ROPS (ISO 3471) cab

The D61EXi/PXi-24's cab has an integrated ROPS (ISO 3471). High rigidity and superb sealing performance sharply reduce noise and vibration for the operator and minimise dust from entering the cab. In addition, side visibility is increased because external ROPS (ISO 3471) structure and posts are not required. Outstanding visibility has been achieved.



Comfortable ride with cab damper mounting

The D61EX/PXi-24's cab mount uses a cab damper system that provides excellent shock and vibration absorption which conventional mounting systems are unable to match. The silicon oil filled cab damper mount helps to isolate the cab from the machine body, suppressing vibration and providing a quiet, comfortable operating environment.

Auxiliary input jack and two DC12 V electrical outlets

By connecting an auxiliary device to this plug input, the operator can play audio from their mobile device through the machine's sound system. Two DC12 V electrical outlets can be used as a power source for radio equipments or others.



Multifunction audio

It has functions of AM/FM radio and AUX, USB and Bluetooth® wireless technology enabled products can be connected.



Comfortable ride with new operator seat

The new operator seat has adjustable lumbar support, tilt and an electric heater. It becomes easy to adjust to the operator's shape and comfortable operation is possible in a variety of conditions. Also seat heat makes possible to work comfortably in the winter.



LED lights

LED lights are equipped on of the machine. The visibility under low light environment is improved, and work at night with ease.



Safety equipment

Rear view monitor system

On the large LCD colour monitor, the operator can view, through one camera, areas directly behind the machine. This camera can be synchronised with reverse operation.



Secondary engine shutdown switch

A new secondary switch has been added at the side of the front console to shut down the engine.



Operator presence sensing system

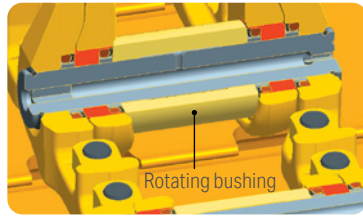
This feature locks out hydraulics under certain conditions to prevent unintentional movement when the operator is not in the seat.

Reliability and maintenance features

Excellent reliability and durability

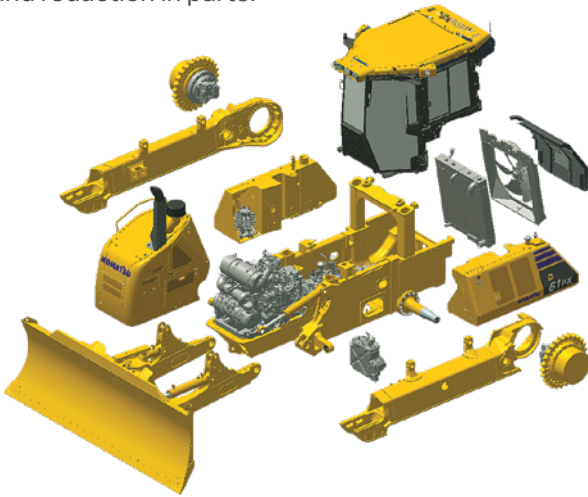
Parallel Link Undercarriage System (PLUS)

Komatsu's new PLUS provides less downtime plus longer wear with up to 40% lower undercarriage maintenance costs. Rotating bushings eliminate the cost and downtime for bushing turns, and strengthened rollers and links increase wear life up to two times. With PLUS, individual links can be replaced with common track tools.




Modular design

Designed with durability in mind the machine, takes a modular approach utilising castings for strength and reduction in parts.



Self-adjusting idler support

The self-adjusting idler support provides constant and even tension on idler guide plates reducing noise and vibration and increasing undercarriage life.



Dozer frame

Steel castings reduce the number of welds, improving frame rigidity and strength.

Mainframe

High-rigidity simple hull frame structure combined with thick plates and steel castings provide increased reliability and durability.





Easy maintenance

Planned maintenance is the only way to ensure long service life from your equipment. That's why Komatsu designed the D61EXi/PXi-24 with conveniently located maintenance points to make necessary inspections and maintenance quick and easy.

Hydraulically-driven swing-up fan

The D61EXi/PXi-24 utilises a swing-up fan with a gas strut-assisted lift system to provide easy access to the (Side-by-side) radiator, oil cooler and charge air cooler. The swing-up feature makes it easier to access cooling cores. The hydraulic fan has a cleaning mode where the fan rotates in the reverse direction and helps to clear off objects in front of the cooling areas.



Daily checks


All daily checks can be performed efficiently from the left side of the machine.

Easy sampling

Added sampling port for oil and coolant on machine, so you can sample very easily.



Engine oil — Coolant



Hydraulic oil

Equaliser bar side pins

Remote grease nipple on track-frame, so you can grease equaliser bar side pins easily.



Tie-offs

Anchor points of tie-off are installed. They are used to connect the safety belts of workers for maintenance and cleaning work.



Next Generation Intelligence

Improved machine efficiency for work ranging from heavy dozing to finish grading with intelligent Machine Control technologies.

NEW **Lift layer control**

Realises consistent lift layers with automatic control.

NEW **Quick surface creation**

Makes design data by easy operation.

UPGRADE **Proactive dozing control**

Cut & carry work smooth as if performed by experienced operator.

Standard intelligent machine control

Standard factory installed integrated 3D GNSS intelligent machine control system.

No cables

No coiled cables between machine and blade.

No climbing

GNSS antenna and mast removed from blade.

No connections

No daily connections required between machine and blade.

NEW **Tilt steering control**

Relieves operator of correction operation toward target point.

NEW **Adopts two antennas supporting multiple GNSS***

Improved reliability in work accuracy due to stable receiving of satellite signals.

*Global Navigation Satellite System.

Improved machine control

Up to 8% more efficient dozer operation than comparable aftermarket machine control systems in start to finish grading tests.

Innovative

Automated blade control from rough dozing to finish grade.

Integrated

Standard factory installed machine control system.

Intelligent

New dozing mode, load control performance features.

Reliability

For higher reliability and durability **ICT* system installed as standard before shipment**

*Information and Communication Technology.



**KOMPLIMENTARY
MAINTENANCE**



intelligent Machine Control




intelligent Machine Control (iMC) 2.0

D61EXi/PXi-24 utilises intelligent Machine Control 2.0 a GNSS* system that automatically controls the blade to 3-dimensional design data. Machine Control 2.0 utilises the industry's first Proactive Dozing Control logic, lift layer control, quick surface creation, and tilt steering control. A two antenna system supporting multiple GNSS which provides less down time and more work time. These added features make for improved production and efficiency.

*GNSS (Global Navigation Satellite System): General term for satellite positioning systems such as GPS, GLONASS, etc.

Quick surface creation

Designed to simplify in-field surface creation within the control box, allowing for more utilisation of iMC 2.0.



*CGI rendered image for illustration purpose only. D71PXi shown.

Tilt steering control

The blade automatically tilts under a heavy load to maintain a straight line of travel, optimising productivity throughout each pass and reducing operator fatigue.



*CGI rendered image for illustration purpose only.

Auto/manual switch

A conveniently located On/Off switch giving the operator control of when iMC 2.0 is active.



Function switches

Cut/fill offset switch

The target surface height can be quickly adjusted by press the offset switch (Button).



Cut/fill offset switch


Back grade mode switch

Back grade mode switch

Allows for automatic control during back grading.


Lift layer control

Optimise earthwork productivity and maintain compaction quality by automatically controlling lifts to the desired heights with respect to the mapped terrain. Excess fill is eliminated as automatic blade control will follow finish surface once lifts have reached finish grade.



Proactive dozing control

Operator can utilise automatic blade control from rough grading to finish grading work. Proactive dozing control understands the terrain in the path of each cut, maximises the blade load throughout the pass, regardless of the terrain ahead, and achieves productivity similar to that of an experienced operator.



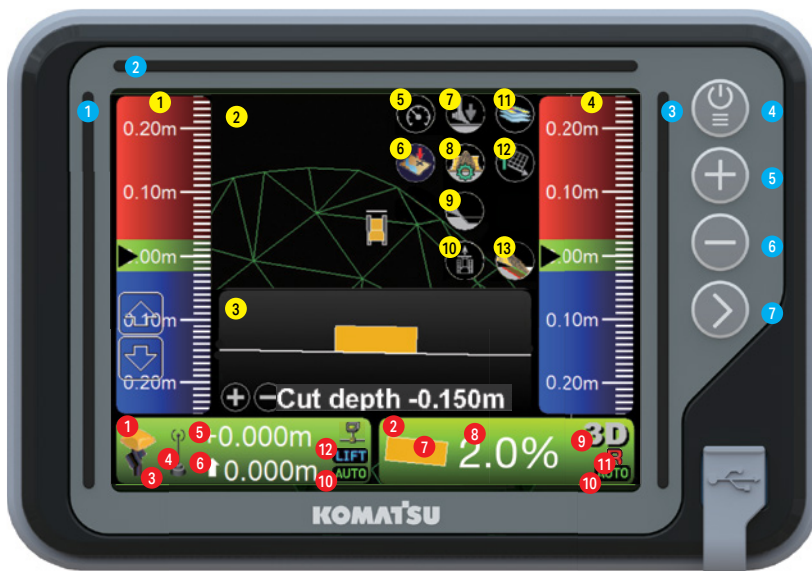
Two Antennas Supporting Multiple GNSS

Work accuracy is improved by two antennas supporting the multiple GNSS. Improvement of blade accuracy on slope Blade accuracy is maintained during slope work.



Reliability of blade accuracy

Galileo, QZSS, and BeiDou can be used in addition to GPS and GLONASS. Since the satellite capture rate is improved, the machine can be used in any time zone.



Control Box

- | | |
|---|---|
| 1 L.H. LED indicator | 5 Zoom in switch |
| 2 Upper LED indicator | 6 Zoom out switch |
| 3 R.H. LED indicator | 7 Toggle main view switch (Press: Switch the display of main window/Hold down: Adjust the brightness and sound volume) AUTO indicator Back Grade mode indicator |
| 4 Power ON/OFF and menu switch (Press: Display the main menu/Hold down: Turn ON/OFF the power supply) | |
| 1 Left window | 9 Smooth start ON/OFF |
| 2 Main window | 10 Tilt steering ON/OFF |
| 3 Lower window | 11 Toggle As-built mode change view to [none], [cut fill], [pass counts] |
| 4 Right window | 12 Quick surface creation (Create slope plane surface) |
| 5 Speed control ON/OFF | 13 Lift layer control (Create As-built design surface) |
| 6 Take a topo shot | |
| 7 Simple grading ON/OFF | |
| 8 Cut depth selection | |
| 1 Elevation control key | 7 Tilt of blade |
| 2 Slope control key | 8 Design cross-slope |
| 3 GNSS status | 9 Type of control |
| 4 Radio status | 10 AUTO indicator |
| 5 Cut/Fill offset | 11 Back Grade mode indicator |
| 6 Cut/Fill reading | 12 Lift indicator |

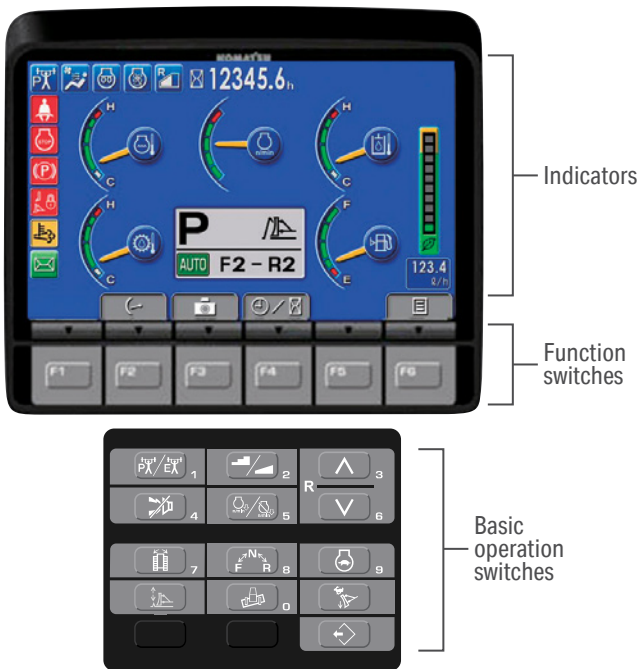
*This is a typical main screen of control box.



ICT

Large multi-lingual high resolution LCD monitor

A large user-friendly colour monitor provides easy to understand information for the operator. Excellent screen visibility is achieved with a high resolution LCD monitor that can easily be read at various angles and lighting conditions. Simple and easy to operate switches and function keys facilitate multi-function operations. The monitor displays data in 26 languages to globally support operators around the world.



Multi-monitor with troubleshooting function to minimise down time

Various meters, gauges and warning functions are centrally arranged on the multi-monitor. The monitor simplifies start-up inspection and promptly warns the operator with a lamp and buzzer if any abnormalities should occur.


In addition, countermeasures are indicated in 4 levels to ensure safety and help prevent the machine from having major problems. Replacement times for oil and filters are also indicated.



Energy Saving Operation

ECO guidance

In order to support efficient operation, the following four messages are displayed for fuel saving operation.



- 1) Avoid excessive engine idling
- 2) Use economy mode to save fuel
- 3) Avoid hydraulic relief pressure
- 4) Avoid over load

ECO gauge

In order to help the operator to perform in an environmentally friendly way and minimise energy consumption, an easy-to-read "ECO gauge" is displayed on the left of the multi-monitor screen.

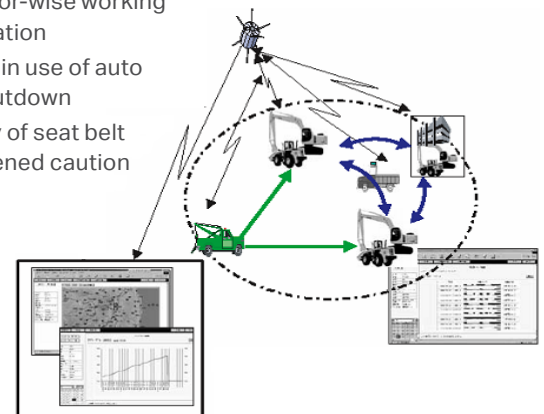
Fuel consumption display

Average fuel consumption during the day is displayed and updated every 10 seconds.

Ecological operation report for assistance

KOMTRAX is fleet monitoring system developed by Komatsu. KOMTRAX provides machine location, actual working hours, fuel consumption, maintenance, abnormality, load frequency, and many more. Those information can be monitored through a secure web-based application. KOMTRAX also provides reports which summarize machine usage. KOMTRAX data helps to improve machine usage and make management decisions. The new D61EX/PX-24 provides the following information.

- Guidance to improve fuel consumption
- Energy saving operation report
- Working hours by working mode (P or E mode)
- Service information for U.S. EPA Tier 4 Final engine (Regeneration, failure information)
- Operator-wise working information
- Trends in use of auto idle shutdown
- Display of seat belt unfastened caution



KOMTRAX equipment monitoring

Get the whole story with



What

- KOMTRAX is Komatsu's remote equipment monitoring and management system. KOMTRAX continuously monitors and records machine health and operational data.
- Information such as fuel consumption, utilisation, and a detailed history lowering owning and operating cost.

Where

- KOMTRAX data can be accessed virtually anywhere through your computer, the web or your smart phone.
- Automatic alerts keep fleet managers up to date on the latest machine notifications.

Why

- Knowledge is power – make informed decisions to manage your fleet better.
- Knowing your idle time and fuel consumption will help maximise your machine efficiency.
- Take control of your equipment – any time, anywhere.

Who

- KOMTRAX is standard equipment on all Komatsu construction products.

When

- Know when your machines are running or idling and make decisions that will improve your fleet utilisation.
- Detailed movement records ensure you know when and where your equipment is moved.
- Up to date records allow you to know when maintenance is due and help you plan for future maintenance needs.



KOMTRAX

For construction and compact equipment.

KOMTRAX Plus

For production and mining class machines.

Specifications



Engine

Model	Komatsu SAA6D107E-3*
Type	4-cycle, water-cooled, direct injection
Aspiration	Komatsu Variable Geometry Turbocharged, air-to-air aftercooled, cooled EGR
Number of cylinders	6
Bore x stroke	107 mm x 124 mm
Piston displacement	6.69 ltr
Governor	All-speed and mid-range, electronic
Horsepower	
SAE J1995	Gross 127 kW 170 HP
ISO 9249 / SAE J1349	Net 125 kW 168 HP
Hydraulic fan at maximum speed	Net 113 kW 152 HP
Rated rpm	2200 rpm
Fan drive type	Hydraulic
Lubrication system	
Method	Gear pump, force lubrication
Filter	Full-flow

*EPA Tier 4 Final emissions certified

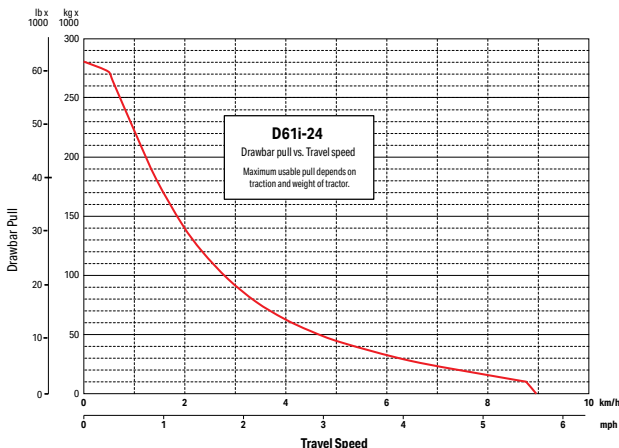
Hydrostatic Transmission

Dual-path, hydrostatic transmission provides infinite speed changes up to 9.0 km/h. The variable capacity travel motors allow the operator to select the optimum speed to match specific jobs. Travel control lock lever and neutral switch.

Travel speed (quick shift mode)*	Forward	Reverse
1st	0–3.4 km/h	0–4.1 km/h
2nd	0–5.6 km/h	0–6.5 km/h
3rd	0–9.0 km/h	0–9.0 km/h

*Quick shift speeds are adjustable in the monitor.

Travel speed (variable mode)	Forward	Reverse
	0–9.0 km/h	0–9.0 km/h



Final Drives

In-shoe mounted axial piston type travel motors with integrated two-stage planetary gear reduction. Compact in-shoe mount reduces risk of damage by debris. Bolt-on sprocket for easy displacement.

Steering System

PCCS joystick control for all directional movements. Pushing the joystick forward results in forward machine travel, while pulling it backward reverses the machine. Simply tilt the joystick to the left or right to make a turn. Tilting the joystick fully to the left or right activates counter-rotation. HST eliminates steering clutches and brakes, providing smooth, powerful turns. Fully electronic control enables smooth operation. The PCCS utilises shift buttons to increase and decrease speed.

Minimum turning radius	
D61EXi-24	2.1 m
D61PXi-24	2.3 m

Undercarriage

Suspension	Oscillating-type with equaliser bar and pivot shafts
Track roller frame	Monocoque, large section, durable construction
Rollers and idlers	Lubricated track rollers
Lubricated tracks	
Parallel Link Undercarriage System (PLUS) with lubricated rotating bushings for extended system wear life and lower maintenance costs. Track tension is adjusted easily with grease gun.	

	D61EXi-24	D61PXi-24
Number of track rollers (each side)	8	8
Type of shoes (standard)	Single grouser	Single grouser
Number of shoes (each side)	46	46
Grouser height	mm 57.5	57.5
Shoe width (standard)	mm 600	860
Ground contact area	cm ² 37980	54440
Ground pressure (with dozer, ROPS cab) (ISO 16754)	kPa 43.37	31.78
	kgf/cm ² 0.44	0.32
Track gauge	mm 1900	2130
Length of track on ground	mm 3165	3165

Service Refill Capacities

Coolant	45 ltr
Fuel tank	372 ltr
Engine oil	27 ltr
Hydraulic tank	101 ltr
Final drive (each side)	8.1 ltr
DEF tank	20.6 ltr

Operating Weight (approximate)

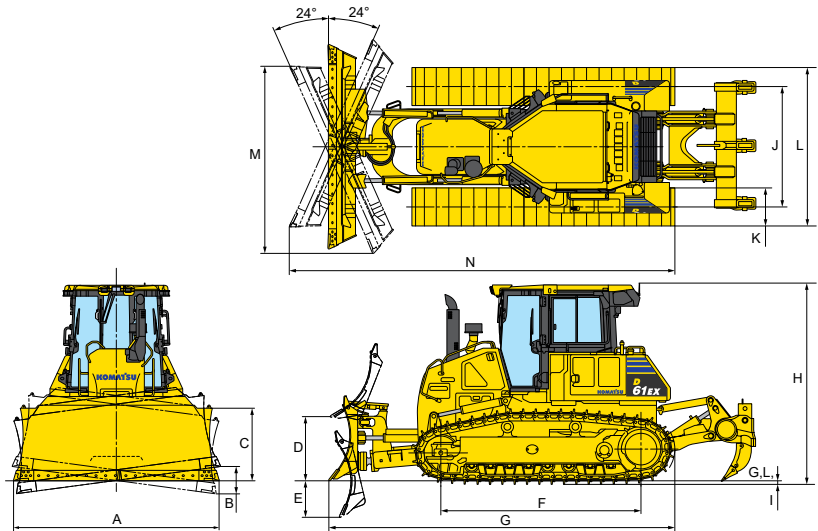
Operating weight:

Including PAT dozer, ROPS (ISO 3471) cab, operator, standard equipment, rated capacity of lubricant, coolant and full fuel tank.

D61EX-24	18540 kg	D61EXi-24	18640 kg
D61PX-24	19480 kg	D61PXi-24	19580 kg

Specifications

	D61EXi-24	D61PXi-24
A	3250 mm	3860 mm
B	435 mm	515 mm
C	1195 mm	1155 mm
D	1025 mm	1025 mm
E	580 mm	580 mm
F	3165 mm	3165 mm
G	5480 mm	5480 mm
H	3340 mm	3340 mm
I	57.5 mm	57.5 mm
J	1900 mm	2130 mm
K	610 mm	860 mm
L	2500 mm	2990 mm
M	2980 mm	3530 mm
N	6100 mm	6220 mm
Ground clearance		390 mm



Hydraulic System

Closed-Center Load Sensing System (CLSS) designed for precise and responsive control, and for efficient simultaneous operation.

Hydraulic control unit:

All spool control valves externally mounted remote to the hydraulic tank. Piston-type hydraulic pump with capacity (discharge flow) of 171 ltr/min at rated engine rpm.

Relief valve setting 27.4 MPa 280 kg/cm²

Hydraulic cylinders Double-acting, piston type

	Number of cylinders	Bore
Blade lift	2	100 mm
Blade tilt	1	120 mm
Blade angle	2	110 mm

Hydraulic oil capacity (refill):

Power angle tilt dozer 101 ltr

Control valves:

3-spool control valve for Power Angle Tilt dozer

Positions:

Blade lift Raise, hold, lower, and float

Blade tilt Right, hold, and left

Blade angle Right, hold, and left

Additional control valve required for ripper:

Positions:

Ripper lift Raise, hold, and lower

Dozer Equipment

	Overall Length With Dozer mm	Blade Capacity m ³	Blade Width x Height mm	Max. Lift Above Ground mm	Max. Drop Below Ground mm	Max. Tilt Adjustment mm
D61EXi-24 Power Angle Tilt Dozer	5480	3.4	3250 x 1195	1025	580	435
D61PXi-24 Power Angle Tilt Dozer	5480	3.8	3860 x 1155	1025	580	515

Blade capacities are based on the SAE recommended practice J1265. Use of high-tensile-strength steel in moldboard for strengthened blade construction.



Standard equipment

- Air cleaner, double element with dust indicator
- Air conditioner
- Air intake pipe with pre-cleaner
- Alternator, 24V, 90 Amp.
- Auto blade on / off switch
- Automatic idle shutdown system
- Back-up alarm & warning horn
- Batteries, large capacity 2 x 12V 200Ah
- Blade – 3.4m³ Power Angle Tilt (PAT) 3,250mm, with manual pitch operation (EXi only)
- Blade – 3.8m³ Power Angle Tilt (PAT) 3,860mm, with manual pitch operation (PXi only)
- Blade cylinder hoses, protected
- Cabin, integrated ROPS/FOPS design, pressurised, with viscous damper mounts
- CLSS – Closed-centre Load Sensing System
- Combination decelerator / brake pedal
- Cooling fan, rear, hydraulic driven with cleaning mode
- Diesel Exhaust Fluid dosing system (DEF)
- EGR - Heavy duty cooled Exhaust Gas Recirculation
- Electronic float function
- Engine hood and side covers
- Engine shutdown secondary switch
- Engine, Komatsu SAA6D107E-3 diesel EPA final Tier 4 emission regulation arrangement
- EPC accumulator
- Exhaust pipe, elbow type
- Factory isolation / disconnection switch
- Fenders, standard length
- Final drive with planetary gear double reduction
- Fire extinguisher 1.5kg in cabin
- Foot rests, high mount
- Front guard, perforated
- Front pull hook
- Fuel filtration, water separator / pre-cleaner – 10 micron; filter – 2 micron; with strainer in fuel tank fill
- Hydrostatic Steering System (HSS) with counter rotation
- Hydrostatic Transmission with electric control
- KCCV – Komatsu Closed Crankcase Ventilation
- KDPF – Komatsu Diesel Particulate Filter after-treatment assembly consisting of KDOC & KCSF
- Komatsu Machine Tracking System (KOMTRAX)
- KVGT – Komatsu Variable Geometry Turbocharger
- Light, beacon LED & guard
- Lights, 3 x front & 2 x rear (cab mounted)
- Lockable filter caps & covers
- Lunchbox & cup holder
- Multi function colour monitor, 7 inch LCD
- O-ring face seal hydraulic connectors
- Palm Command Control System (PCCS)
- Palm Command Electronic Controlled Blade Joystick
- Power supply, 2 x 12 volt outlets
- Quick shift and variable speed selection modes
- Radiator mask, louver type
- Radio media system BT USB
- Radio UHF 80 channel
- Rear hydraulics – for ripper or level 1 winch
- Rear view mirror
- Rear view monitoring system
- Ripper assembly - Multi shank type, fixed digging angle, 3 x ripper shanks
- SCR – Selective Catalyst Reduction assembly
- Sealed harness connectors
- Seat belt 78mm, retractable with caution alarm
- Seat cover, canvas
- Seat, air suspension type, fabric, low back, reclining with head rest
- Self adjusting idler support with recoil spring
- Sprocket inner guard
- Sprockets, segmented teeth type with mud release notches
- Starting motor, 24V, 5.5kW
- Switch, turbo timer - Muirhead
- Track link – PLUS with heavy duty links Parallel Link Undercarriage System
- Track roller guards, segmented full length
- Track rollers x 8, Carrier rollers x 2
- Track shoes, 610mm, single grouser (EXi only)
- Track shoes, 860mm, single grouser (PXi only)
- Under guards

intelligent Machine Control

- 12 month remote access to your machine [includes data & SIM]
- 12 months service level support agreement
- Auto blade on/off switch
- Dual multi-constellation GNSS antennas
- Factory integrated 3D machine control
- ICT controller
- iMC 2.0 canvas seat cover
- Komatsu chassis mounted iMU
- Komatsu GX-55 monitor
- Komatsu stroke sensors
- Lift layer control
- MC-i4 with internal 4G modem
- Network and UHF antennas
- PDC – Proactive Dozing Control
- Quick surface creation
- Receiver- UR-1 UHF and 915SS radio
- Tilt steering control

Multi-shank ripper

Weight	1757 kg
Beam length	2170 mm
Maximum lift above ground	560 mm
Maximum digging depth	665 mm



Equipment (Standard and / or Optional) complete or partial component can be changed from factory without prior notice.

Product designs, specifications and/or data in this document are provided for informational purposes only and are not warranties of any kind. Product designs and/or specifications may be changed at any time without notice. The only warranties that apply to sales of products and services are Komatsu's standard written warranties, which will be furnished upon request.

Komatsu and other trademarks and service marks used herein are the property of Komatsu Ltd., Komatsu Australia Pty Ltd., Komatsu America Corp., Komatsu Mining Corp., or one of their affiliates, or the respective owners or licensees.

KOMATSU

[komatsu.com.au](https://www.komatsu.com.au)

